



ಬೃಹತ್ ಬೆಂಗಳೂರು ಮಹಾನಗರ ಪಾಲಿಕೆ  
Bruhat Bengaluru Mahanagara Palike



# BBMP COVID-19 WAR ROOM 17.12.2022

BBMP / COVID-19 WAR ROOM / BULLETIN – 999/ 17.12.2022 / #BBMPfightsCOVID19



# OVERVIEW OF COVID-19 IN BENGALURU

**CASE TRENDS** ACTIVE CASES **1,252**

<u>Confirmed Cases</u>	<u>Recovered Cases</u>	<u>Death Cases</u>
<b>14</b> 18,76,475 #	<b>87</b> 18,58,232 #	<b>0</b> 16,991 #

**HOSPITALIZATION** **2**

<u>ICU – V</u>	<u>ICU</u>	<u>HDU</u>	<u>General</u>
-	-	-	<b>2</b>

INCLUDES GOVT. QUOTA AND PRIVATE WALK-IN HOSPITALIZATION

**VACCINATION** **100** 2,04,95,414 #

<u>First Dose</u>	<u>Second Dose</u>	<u>Precaution Dose</u>
<b>25</b> 96,79,804 #	<b>33</b> 94,84,447 #	<b>42</b> 13,31,163 #

**TRIAGING**

<u>MTU</u>
<b>3</b>
<u>Tele Triage</u>
<b>9</b>

**ACTIVE CZs**

<b>0</b>
<u>MCZs (&lt; 5 cases)</u>
<b>0</b>
<u>Clusters (&gt; 5 cases)</u>
<b>0</b>

**TESTING** **800** 3,19,98,689 #

<u>Positivity : 1.80%</u>	<u>RAT</u>	<u>RTPCR</u>
<small>*FOR LAST 7 DAYS</small>	<b>154</b>	<b>646</b>

# : indicates cumulative numbers till date



# ABSTRACT OF COVID-19 SCENARIO IN BENGALURU

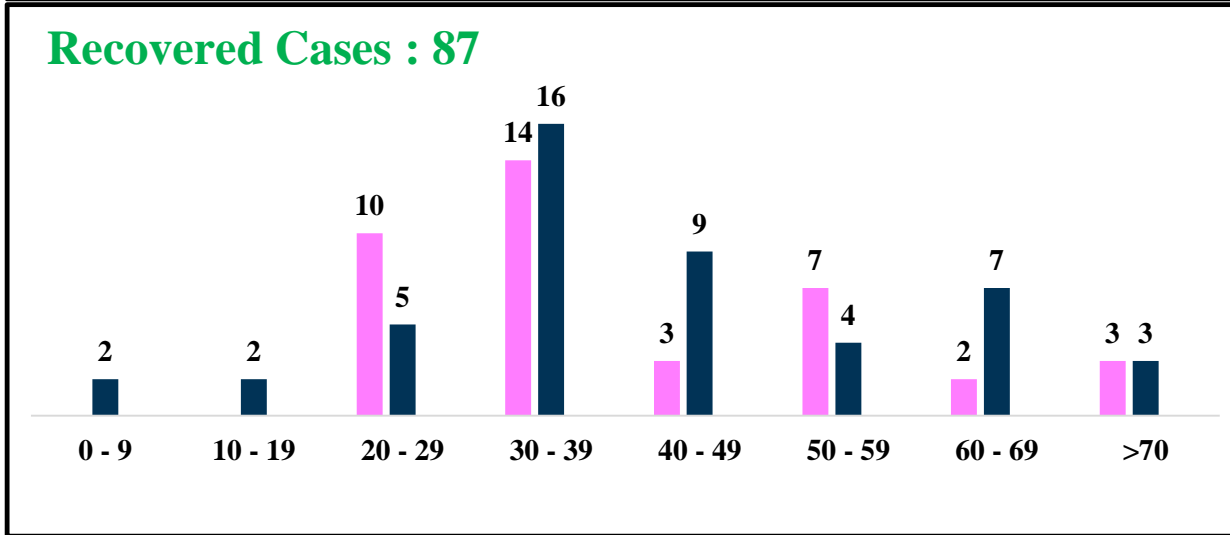
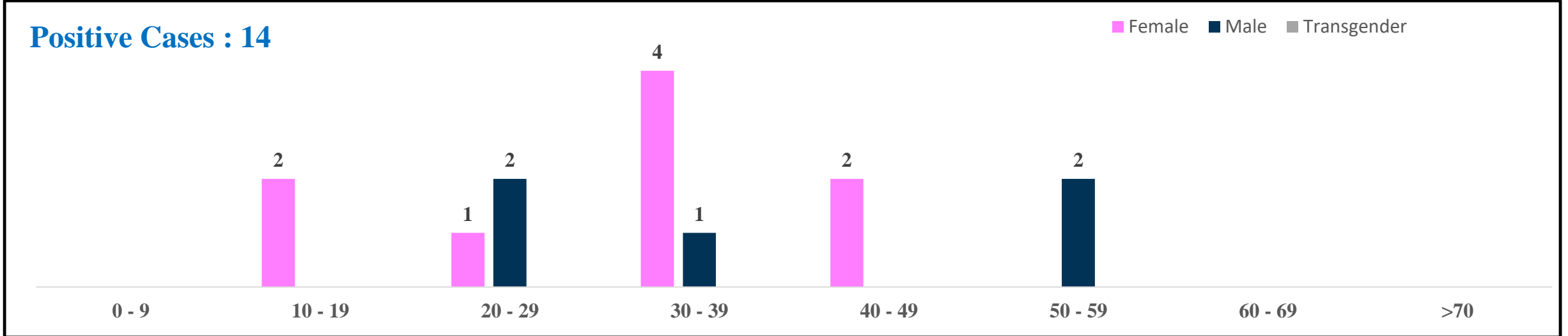


	MALE			FEMALE			TRANSGENDER			TOTAL		
	Last 24 Hours	Last 7 Days	Cumulative	Last 24 Hours	Last 7 Days	Cumulative	Last 24 Hours	Last 7 Days	Cumulative	Last 24 Hours	Last 7 Days	Cumulative
<b>Positive Cases</b>	5	56	11,06,478	9	50	7,69,801	0	0	196	14	106	18,76,475
<b>Recovered Cases</b>	48	120	10,93,965	39	95	7,64,080	0	0	187	87	215	18,58,232
<b>Death Cases</b>	0	1	10,761	0	0	6,226	0	0	4	0	1	16,991
<b>Total Tests Done</b>	<b>In Last 24 hrs. : 800</b>			<b>In last 7 days : 5,893</b>			<b>Cumulative : 3,19,98,689</b>					
<b>Vaccine Doses Administered</b>	<b>In Last 24 hrs. : 100</b>			<b>In last 7 days : 1,807</b>			<b>Cumulative : 2,04,95,414</b>					
<b>ACTIVE CASES</b>									<b>1,252</b>			

\*Covid deaths occurred today : 00 | Covid deaths occurred beyond last 24hrs., reported today : 00



# LAST 24 HOURS AGE GROUP AND GENDER WISE DISTRIBUTION

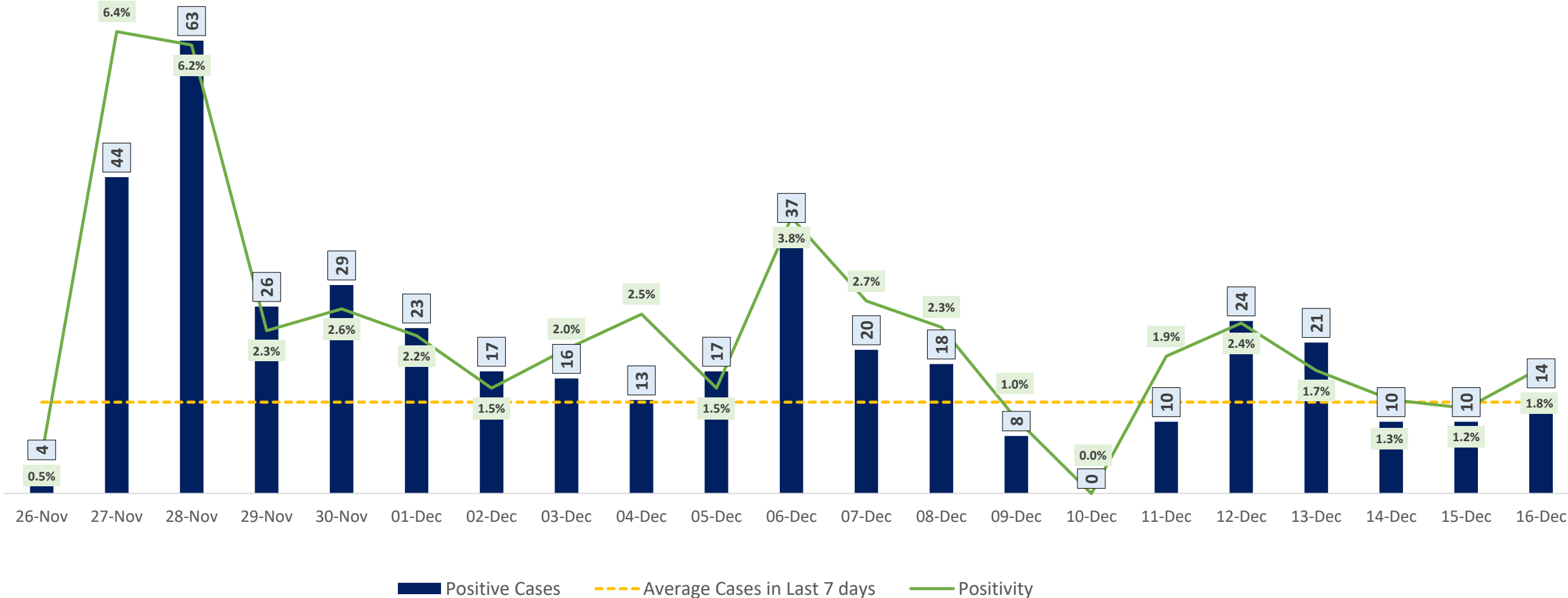




# POSITIVITY RATE OF BENGALURU – LAST 21 DAYS



Average Cases in Last 7 days : 13

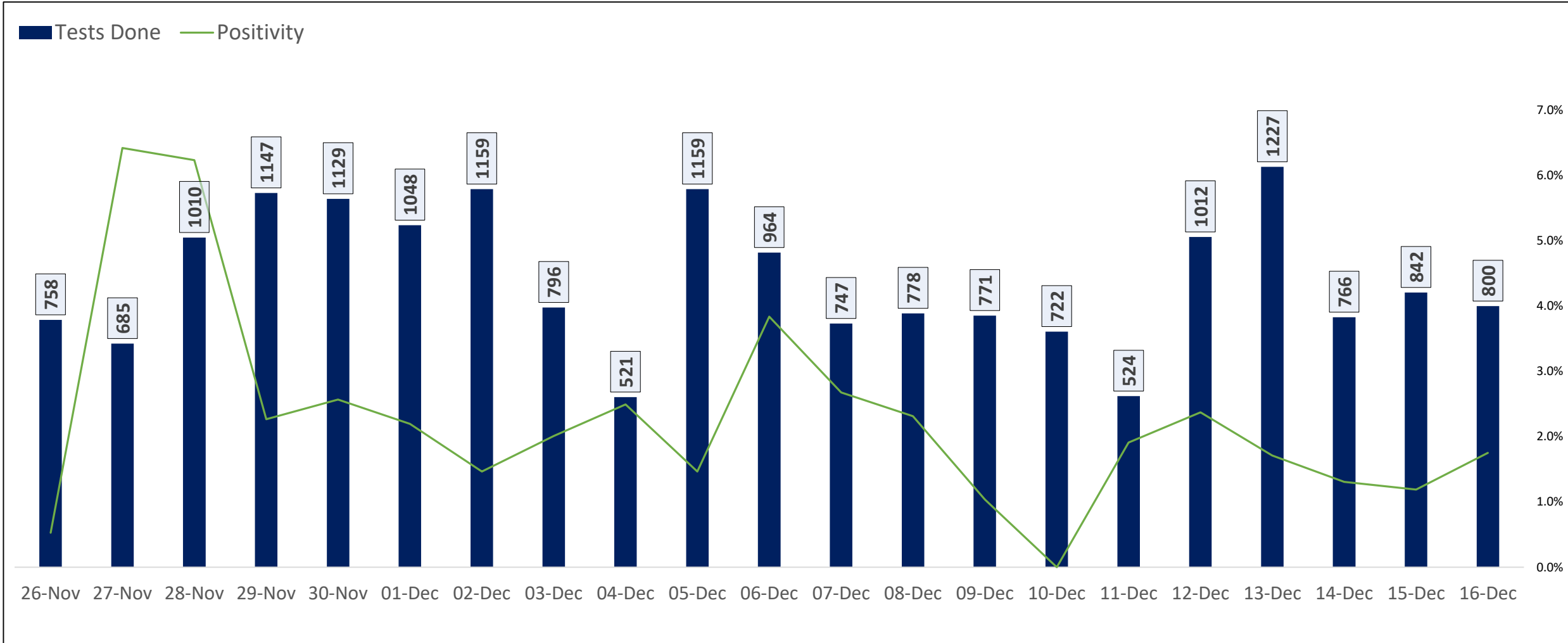




# TESTING TRENDS IN BENGALURU

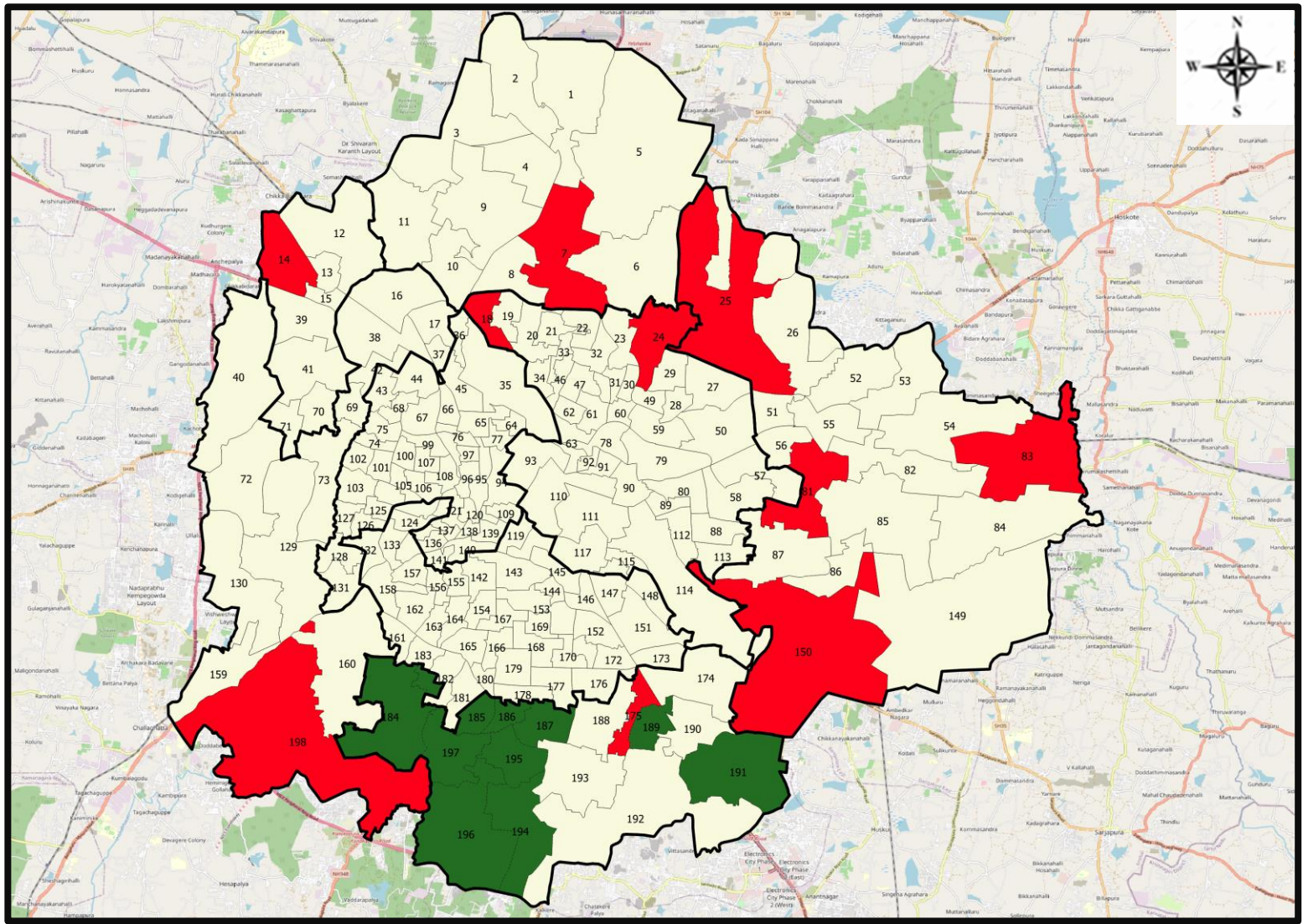


Total Test Conducted Till Date	Test Conducted Last 24 hours	Last 7 Days Average
3,19,98,689	800	842





# BENGALURU URBAN MAP SHOWING TREND OF POSITIVE CASES IN LAST 7 DAYS



## Top 10 wards reporting highest number of positive cases in last 10 days

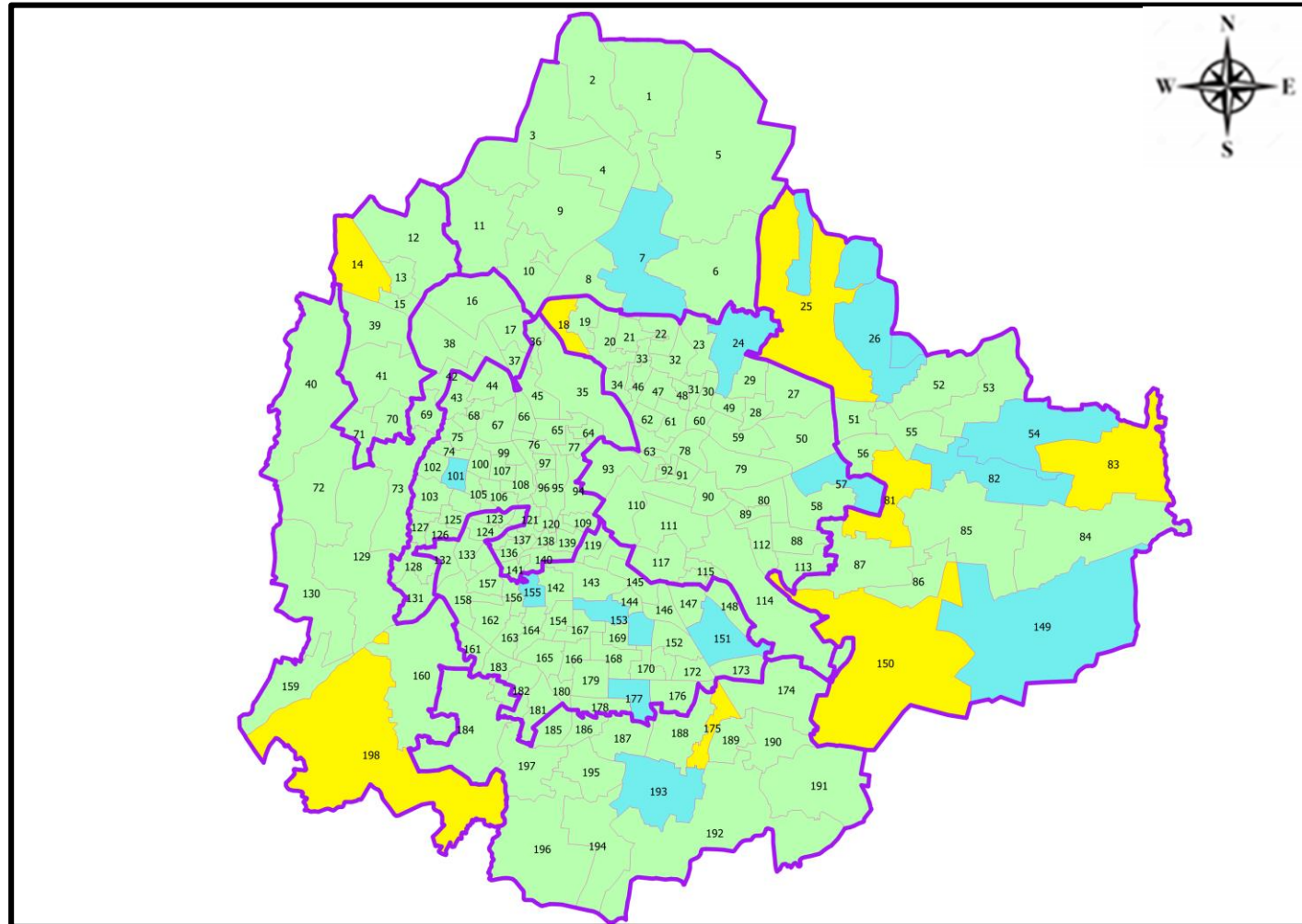
Ward No.	Ward Name	Daily Cases Average
150	Bellanduru	1
14	Bagalakunte	0
18	Radhakrishna Temple	0
25	Horamavu	0
81	Vijnana Nagar	0
83	Kadugodi	0
175	Bommanahalli	0
198	Hemmigepeura	0
7	Byatarayanapura	0
24	HBR Layout	0







## Top 10 wards reporting least number of positive cases in last 7 days

Ward No.	Ward Name	Daily Cases Average
197	Vasanthpura	0
196	Anjanapura	0
195	Konanakunte	0
194	Gottigere	0
191	Singasandra	0
189	Hongasandra	0
187	Puttenahalli	0
186	Jaraganahalli	0
185	Yelchenahalli	0
184	Uttarahalli	0



# BENGALURU MAP SHOWING INTENSITY OF POSITIVE CASES IN LAST 7 DAYS



-  Level 1 : 0 to 1 Cases
-  Level 2 : 1 to 3 Cases
-  Level 3 : 3 to 5 Cases
-  Level 4 : 5 to 10 Cases
-  Level 5 : More than 10 Cases
-  Zone Boundaries

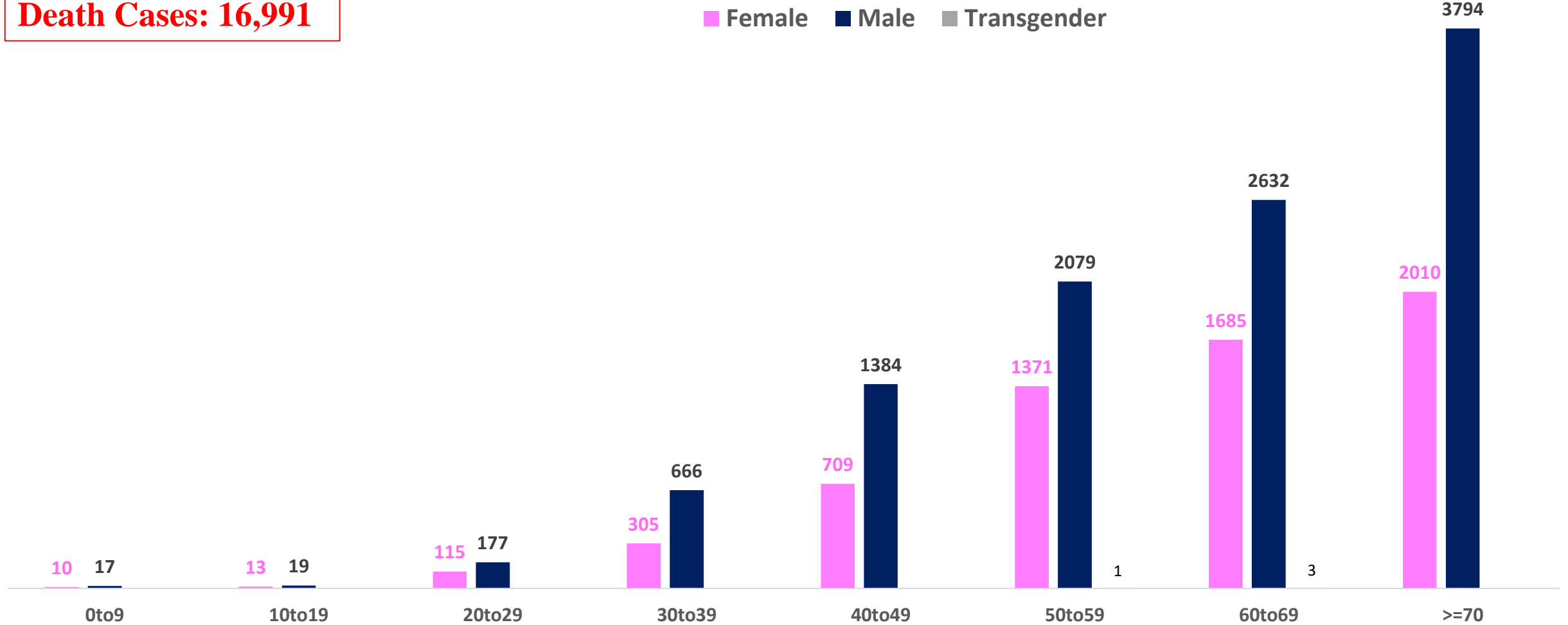




# AGE AND GENDER WISE DISTRIBUTION OF DEATH CASES



**Death Cases: 16,991**





# COVID-19 SCENARIO IN BENGALURU AND OTHER METROPOLITAN CITIES



CITY NAME	Positive Cases	Active Cases	Recovered	Deceased	Vaccine Doses Administered
New Delhi	20,07,054	20	19,80,515	26,519	3,73,17,328
Bengaluru*	18,76,475	1,252	18,58,232	16,991	2,37,78,980
Mumbai	11,54,110	60	11,34,305	19,745	2,21,34,555
Chennai	7,93,147	12	7,84,064	9,071	1,13,96,462

Source : <https://dashboard.cowin.gov.in/> at 5:00pm (17.12.2022)  
Source : <https://www.covid19bharat.org/> at 5:00pm (17.12.2022)

\*includes BBMP & Bengaluru Urban



# SNAPSHOT OF COVID-19 CASES IN BENGALURU URBAN



**Total Wards With  
0 Cases\* :  
142**

**Tests Conducted  
on 16.12.2022:  
800**

**Recovery  
Rate\*:  
99.03%**

**Total  
Active Cases :  
1,252**

**Total Vaccinated  
on 16.12.2022:  
100**





**Positivity  
Rate\* :  
1.80%**

**Active  
Rate\*:  
0.07%**

**Case  
Fatality Rate\* :  
0.94%**

\*Total positive cases In the past 7 days

\*CFR and positivity is for Past 7 days

<b>Download BBMP Bulletin</b>	<a href="https://apps.bbmpgov.in/covid19/mediabulletin.php">https://apps.bbmpgov.in/covid19/mediabulletin.php</a>
<b>To register for vaccination :</b>	<a href="https://selfregistration.cowin.gov.in/">https://selfregistration.cowin.gov.in/</a>
<b>BBMP COVID19 Dashboard:</b>	<a href="https://apps.bbmpgov.in/covid19/">https://apps.bbmpgov.in/covid19/</a>
<b>Follow us on:</b>	 <a href="http://www.facebook.com/bbmp.comm1/">www.facebook.com/bbmp.comm1/</a>
	 <a href="https://twitter.com/BBMPCOMM">twitter.com/BBMPCOMM</a>
	  <a href="https://www.instagram.com/BBMPSplHealth">BBMPSplHealth</a>

Issued by:

Honorable Chief Commissioner, BBMP  
Special Commissioner Health & IT, BBMP  
MD, Bengaluru Smart City Limited

**THANK YOU !**

